

HUNTER 420



DISCOVER THE DIFFERENCE

30
YEARS




Discover the Difference.

Extended cruising or even living aboard, the Hunter 420 is designed to provide the comfort and livability you desire in a manageable and affordable package.

The time-tested B & R rig tames the power in the mainsail where it is easier to handle. The smaller jib is almost self-tacking and with the arch keeping the mainsheet overhead and out of the way, your cockpit is clear and safe. All lines are led aft to assist in short handed sailing and the optional in-mast furling system really makes it simple. The deck plan is laid out with safety in mind. Clear wide decks and multiple handholds ensure your ability to move around when necessary. A standard anchor windlass is recessed below deck to avoid those toe-stubbings in the middle of the night and the step down transom makes climbing on board the tender a breeze.

Below, you'll find warm teak that has received a fine custom finish on all furniture and bulkheads. Hardware has been upgraded and chosen for quality and durability. New genuine Corian® countertops cover the galley and heads, while elegant fabrics adorn the settees and spreads. You'll find a guest suite forward complete with inner spring mattress and private head with shower. Aft, the master is enormous with a queen inner spring mattress and more than ample storage and hanging lockers. The salon can be an elegant setting for two or can entertain the entire crew.

While many center cockpit yachts trade performance with comfort, Hunter has found the equilibrium and delivers both in a world class boat. Come aboard and Discover the Difference for yourself.



◀ The custom pedestal allows for plenty of electronics space because the engine instruments are located on the coaming. A fold-up table makes for great entertaining. Mechanical steering gives the skipper great control and feedback.

◀ TOP LEFT — The best seats in the house just got twice as good! Hunter's taffrail seats are always in high demand. Even drink holders are standard. Custom stainless steel bow and stern rails along with double life lines make moving fore and aft safe and easy.

◀ MIDDLE LEFT — The dual roller pulpit allows for two anchors to be deployed simultaneously and the optional below-deck windlass keeps the deck snag-free and safer to move about.

◀ BOTTOM LEFT — The transom is a work of art with two huge storage compartments. A fold-down swim ladder and all the electrical and cable television outlets are convenient as well.





▲ The chef's galley features a side by side, dual opening refrigerator and freezer, three burner gimballed range with oven, microwave and twin stainless sinks. You'll even find a hidden trash receptacle. These are amenities usually only found in the best of homes, never mind on a boat!

◀ The 420 features a great salon complete with convertible dinette and opposing settee, both loaded with storage capabilities. The highly polished teak dining table is a work of art and complements the rich fabrics and genuine Corian®. The navigation station opposite the galley houses the controls to all the ship's systems and allows space for all your navigational electronics as well.





▲ Aft, you'll find an island, queen-sized berth with an innerspring mattress that is flanked by hanging wardrobes and drawers large enough for long term liveaboards. Even a slide-out desk is included.

Forward, the guest stateroom with its double berth will please family and friends. Spacious and comfortable, this stateroom also boasts immense storage and plenty of natural light and ventilation. Your guest may never want to leave!



▲ TOP - The private ensuite head features plenty of storage, beautiful Corian® covered vanity and a shower.

▲ BOTTOM - Forward, the guest stateroom features a private head with shower, plus additional storage.

SPECIFICATIONS

Length Overall	43'5"13.23 m	Sail Area (actual)	875 ft ²81.38 m ²
Hull Length	41'1"12.52 m	I	47'9"14.56 m
Waterline Length	37'10"11.54 m	J	16'2"4.93 m
Beam	13'10"4.21 m	P	45'6"13.87 m
Draft (Shoal)	5'0"1.52 m	E	19'3"5.87 m
Draft (Deep)	6'5"1.96 m	Headroom	6'6"1.98 m
Displacement (Shoal)	20,200 lb9,171 kg	Fuel Capacity	60 gal227 L
Displacement (Deep)	19,500 lb8,853 kg	Water Capacity	145 gal549 L
Ballast (Shoal)	7,400 lb3,360 kg	Holding Tank Capacity	45 gal205 L
Ballast (Deep)	6,700 lb3,042 kg	Water Heater	6 gal23 l
Mast Height	58'5"17.80 m	Aux Power (Yanmar)	56 HP41.78 KW
		CE Classification	A

*All measurements are approximate.



Discover the Hunter Difference

Safety ▶ Appointments ▶ Innovations



1 Finely Finished Teak Furniture and Bulkheads

The new Hunter line features a varnished finish on beautifully detailed teak interiors. You will see curved radiuses, matched grains and a new higher level of fit and finish that is usually found only on custom boats.



2 Upgraded Interior Hardware and Fixtures

All interior hardware has undergone extensive testing and evaluation for strength, compatibility and longevity. All cabinetry and door hardware has been upgraded. You'll feel the difference!



3 Upgraded Exterior Hardware

All exterior hardware has been upgraded to include the biggest and best names in the business. You'll find names you can trust such as Lewmar®, Spinlock®, Harken®, ProFurl®, Whitlock® and Schaffer® aboard the new Hunter line.



4 Genuine Corian® Countertops

Genuine Corian® countertops are utilized throughout the entire Hunter keelboat line. This durable, yet beautiful material will hold its serviceability and luster for years to come.



5 Heavy Duty Rubrails

A new high-density vinyl rubrail is now being wrapped 360 degrees around the boats for added protection. A standard stainless steel insert also enhances the protection as well as the beauty.

6 Hunter Kevlar® Technology

Hunter adds the extra strength, but not the weight where you need it most. From the stem to the keel sump, Hunter has added a Kevlar® laminate to give you added protection against collisions. This is the most likely area for damage or penetration and Hunter provides an extra level of security.

7 Stainless Steel Arches

When Hunter first introduced the arch a few years ago, the skeptics were all against it. Today, many of those are now offering arches of their own. There is no question – the arch is a real asset. By placing the traveler up top, it keeps the cockpit clear and safe. As an attachment point for a bimini, it makes a clean installation. The arch is also perfect for stereo speakers and cockpit lights.



B&R Rigs

Again, another Hunter innovation that has now been time-proven to be one of the strongest and easiest to sail rigs ever designed. By incorporating sweptback spreaders and a pre-bend in the mast, the need for a backstay has been eliminated. This allows for a fuller roach main that provides more power in an easy to tame mainsail. With the big main, the jib can be smaller and easier to handle as well. Power without perspiration!

Antimonious Lead Keels

At Hunter Marine only real hardened lead keels are attached with stainless steel keelbolts. This is obviously more expensive than iron keels and mild steel bolts, but when it comes to performance, safety and maintenance, it's the only way to go.

Through-Bolted Hull to Deck Joints

Superb strength and integrity are achieved with a through-bolted hull to deck joint. The outward turned flanges of the deck and hull are first shaped for an exact fit. Then, 3M 5200 sealant is evenly spread onto the joint prior to the lowering of the deck. The joint is then clamped together and through-bolted around the entire deck. An extra shot of epoxy is also laid down at the chainplates. Now, that's strength!

Extensive Dealer Network

No matter where in the world you decide to purchase and cruise your Hunter sailboat, our extensive dealer network is trained to be responsive to your needs. An exclusive dealer intranet is in place to keep us in constant communication with them. Whether you need a small part sent or a large question answered, we are always online. As we continue to expand both our product line and distribution channels, you can be sure we will be there for you.

Modular Interior Construction




By building the interior outside the boat, Hunter can reduce labor costs and increase quality because of excellent accessibility. The interior is then bonded into the hull to make a true unibody structure.

MaxGuard™ and Microban® Gelcoats

Hunter decks are built with MaxGuard gelcoat. This eliminates any yellowing and reduces crazing and fading. Heads and showers are laminated with Microban, a special antibacterial gelcoat to protect you and your family. They cost us a bit more, but it's worth it!

Upscale Entertainment Systems

Hunter now offers flat screen TVs and Bose® audio systems. Some competitors believe "roughing it is all right", but at Hunter we believe your comfort is more important. Enjoy the best in video and audio — you deserve it!



STANDARDS AND OPTIONS

Hunter Cruise PAC®

While everyone else was complaining about the high cost of marine hardware and accessories, Hunter was doing something about it. The Hunter Cruise Pac® was developed to make all the accessories and hardware you need standard equipment. We buy top-quality gear in very large quantities. The result? Equally large savings. The Hunter Cruise Pac® isn't just sails, winches, and running rigging – it's things like galley appliances, anchors, fire extinguishers, running lights, life jackets – even a copy of US Sailing's *Basic Cruising Manual*. We invite you to compare the Standard Equipment list below with that of any other manufacturer. You'll discover that Hunter is making the difference for you with more – and better gear. For less.

RIGGING

Anodized B&R Dbl. Spreader
Fractional Rig — Selden®
Boom Vang
Dual Single Line Reefs Led Aft
Full Roach Main w/Flaking System
Furling System w/110% Furling Jib
Harken® Adjustable Mainsheet Traveler
Inboard Adjustable Jib Tracks w/Cars
Internal Halyards Led to Cockpit
Mast Steps
Sail Cover
Stainless Mast Struts
(6) Sheet Stoppers
(2) Two-Speed Self-Tailing Jib Sheet Winches
(2) Two-Speed Self-Tailing Rigging Winches
Windex® Wind Indicator

DECK/HULL

Balanced Spade Rudder w/Composite Shaft
Bow, Midship and Aft Mooring Cleats
Bronze Seacocks on Thru-Hulls
Under Waterline
Cabin Windshield w/Cover
Continuous 360-Degree Rubrail
w/Stainless Steel Insert
Cored Hull Sides
Dockside Freshwater Hook-Up
(2) Dorade-Type Vents
Double Life Lines w/Three Gates
Dual Offset Anchor Rollers
External Lead Keel
(7) Fixed Hull Ports
Hot & Cold Pressure Transom Shower
Large Anchor Well for Rode and Chain
Large Storage Lockers in Transom
LPG Tank Storage for Two 10 lb. Bottles
(5) Opening Deck Hatches w/Screens
(7) Opening Ports w/Screens
Stainless Steel Arch w/Mainsheet
Stainless Steel Bow and Stern Pulpits
Stainless Steel Cabin Handrails
Stern Rail Seats
Swim Platform w/Stainless
Telescoping Ladder
Two-Tone, Molded-In Non-Skid Deck

COCKPIT

(2) Coaming Line Storage Wells
(2) Coaming Lockers
Companionway Handrails
Folding Cockpit Table
Manual Bilge Pump
Pedestal Wheel with Mechanical
Steering, Single Lever Engine Control,
Wheel Brake, Lighted Compass
and Pedestal Guard

FORWARD CABIN

Book Rack
Bedding Package w/Fitted Sheets
Forward Stateroom w/Double Berth
6'5" Headroom
Large Cedar-Lined Hanging Locker
Large Shelves and Dresser Drawers
Sealed Teak and Holly Sole
7" Thick Innerspring Mattress

FORWARD HEAD

Full Head w/Shower
Holding Tank w/Macerator
Vanity w/Corian® Countertop

MAIN SALON

Convertible High-Gloss Dinette Table
Custom Curtains
Handrails
6'6" Headroom
Interior Plush Fiber Blend 6"
Comfort Back Cushions
Large Cedar-Lined Hanging Locker
Navigation Station w/Contoured Teak
Seat and Space for Electronics
Ottoman for Dinette Seating
Storage Lockers on Hull Sides
Sealed Teak and Holly Sole

AFT CABIN

Bedding Package w/Fitted Sheets
6'5" Headroom
Large Cedar-Lined Hanging Lockers
Large Shelves and Dresser Drawers
(6) Opening Ports/Hatches
Sealed Teak and Holly Sole
Slide-Out Desk
7" Thick Innerspring Mattress
Queen-Size Berth

AFT HEAD

Full Head w/Stall Shower
Holding Tank w/Macerator
Vanity w/Corian® Countertop

GALLEY

Built-In Waste Bin
Corian® Countertops
Double Stainless Sinks w/Cutting Board
Hot/Cold Pressure Water System
LPG 3 Burner, Gimballed Stove w/Oven
Microwave
Overhead Handrail
(6) Plates, Bowls & Mugs
w/Storage Location
Storage Cabinets and Drawers
Top and Front Loading Refrigerator
w/Separate Freezer – Both Lighted

ELECTRICAL

Battery Charger – 30 Amp
Built-In Solar Panel on Sea Hood
Cabin Lights
Dockside Power w/Cord
Electric Automatic Bilge Pump
Lights for Seacock Locations
Reading Lights at Berths
Running Lights w/Steaming, Deck
and Masthead/Anchor Lights
(2) Shower Sump Pumps
Tank Gauges – Fuel, Water, &
Holding Tanks
12 Volt Battery Switch
12 Volt Refrigeration System

ELECTRONICS

AM/FM Stereo/CD Player w/6 Speakers
Raymarine® Digital Depthsounder
w/Alarm
Raymarine® Digital Knotmeter w/Log
Television and Video Player
Mounted in Cabinet
VHF Radio w/Stainless Antenna

CAPACITIES

60 Gallon Fuel Tank (227L)
45 Gallon Waste Tank (205L)
145 Gallon Water Tank (549L)

GENERAL SAFETY GROUP

Danforth-Type Anchor and Rode
■ Fog Bell
Emergency Tiller
■ (2) Fire Extinguishers
■ Hand-Held Flares
■ (6) Life Jackets
U.S. Sailing's *Basic Cruising Manual*
■ – U.S. only

OPTIONAL EQUIPMENT

Air Conditioning System
Alternator Upgrade — 105 Amp
Aluminum Boom Vang
Bimini Top – Sunbrella®
Cockpit Cushions – White Sunsure®
Cockpit Stereo System
Cruising Spinnaker Gear
Deep Keel
Diesel Generator
Dodger Canvas
Dynaplate
Electric Anchor Windlass
Electric Self-Tailing Halyard Winch
Fixed Windshield w/Grabrail
Forward Stateroom Stereo System
Forward Stateroom 10" Flat Screen
TV w/DVD
In-Mast Furling System
Inner Forestay
Inverter
Leather Interior Cushions
Spinnaker Winches
Raymarine® Autopilots
Raymarine® GPS
Raymarine® Pathfinder® Radar/Plotter
Raymarine® Pathfinder® Color Radar/ Plotter
Raymarine® ST 80 System – Basic Pkg.
Raymarine® ST 80 System – Premiere Pkg.
Raymarine® Wind Machine
VacuFlush® Heads
VHF Remote at Helm
Washer/Dryer
Watermaker
42" Wheel
ENGINE
Freshwater-Cooled Diesel –
56 HP Standard
Hinging Fiberglass Cover
for Easy Access



HUNTER®
MARINE CORPORATION
AN EMPLOYEE OWNERSHIP COMPANY
DISCOVER THE DIFFERENCE

Route 441 • Post Office Box 1030 • Alachua, Florida USA 32615
Phone (386) 462-3077 • FAX (386) 462-4077 • NATIONAL CUSTOMER HOTLINE U.S. 1-800-771-5556
www.huntermarine.com • e-mail: sales@huntermarine.com • customerservice@huntermarine.com

Hunter Marine reserves the right to modify or change, without notice, any materials, specifications, equipment and/or accessories. All measurements are approximate. Standard equipment may vary for products sold outside the United States.